


# HAZE WALL CABINET

---

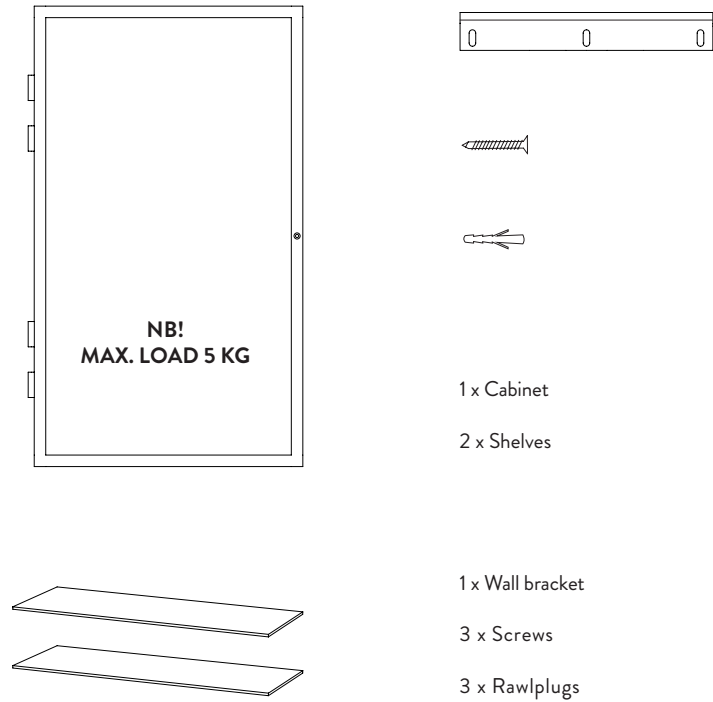
ASSEMBLY MANUAL

[fermliving.com](http://fermliving.com)



**ferm**  
LIVING

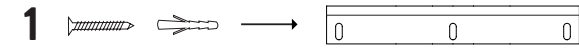
## CONTENT OF THE BOX



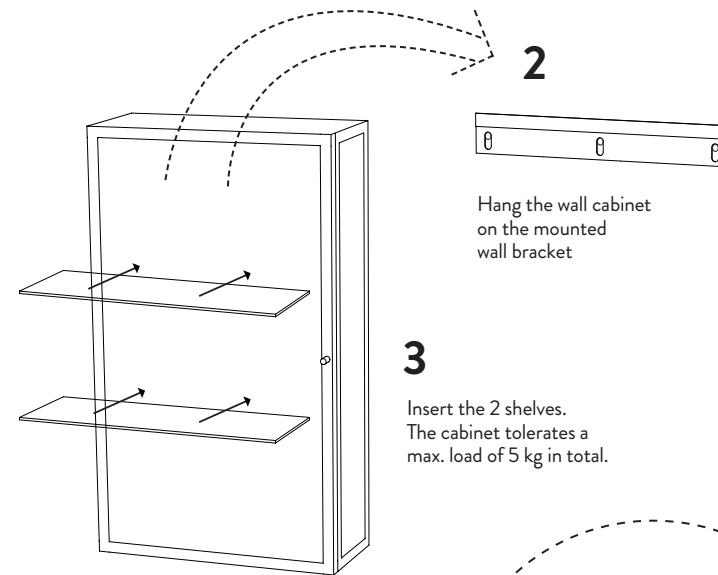
### NOTE:

Please note to check that the screws included can be used for your type of wall.  
Different walls requires different type of tools.

## ASSEMBLY PROCESS



Mount the wall bracket to the wall by drilling the 3 holes and inserting rawlplugs and screws.



Hang the wall cabinet on the mounted wall bracket

**3**

Insert the 2 shelves.  
The cabinet tolerates a max. load of 5 kg in total.

### NB:

To make the cabinet open from the opposite side:  
Flip the wall cabinet 'upside down' and hang it on the wall bracket.

