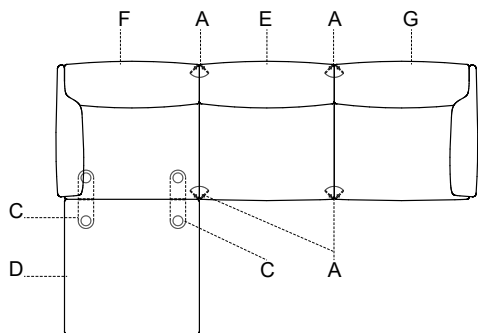


LOUNGE

Costume

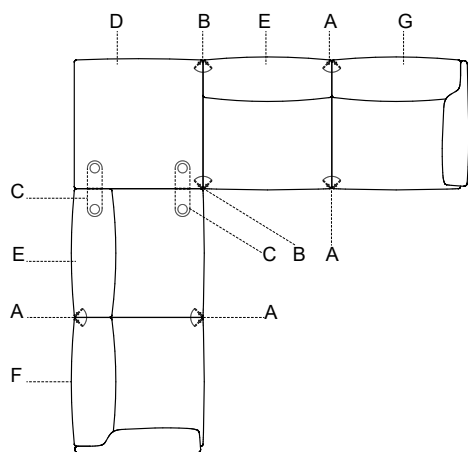
Design Stefan Diez, 2021

Examples of composition



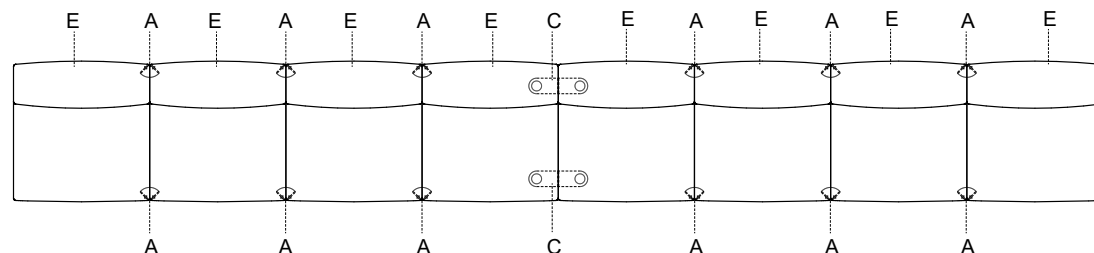
Composition 1

- F: Element with right arm- SD5110-n°1
- A: Pair of intermediate connectors- SD5130-n°2
- E: Element without arms- SD5100-n°1
- G: Element with left arm- SD5120-n°1
- C: Pair of floor connectors- SD5134-n°1
- D: Ottoman- SD5190-n°1



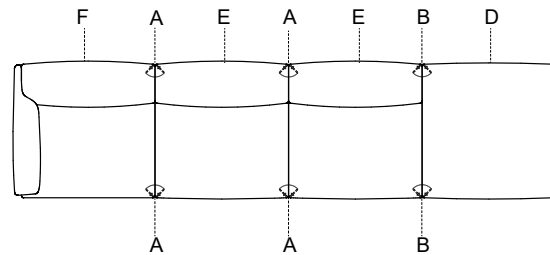
Composition 3

- D: Ottoman- SD5190-n°1
- B: Pair of intermediate connectors- SD5132-n°1
- E: Element without arms- SD5100-n°2
- A: Pair of intermediate connectors- SD5130-n°2
- G: Element with left arm- SD5120-n°1
- C: Pair of floor connectors- SD5134-n°2
- F: Element with right arm- SD5110-n°1



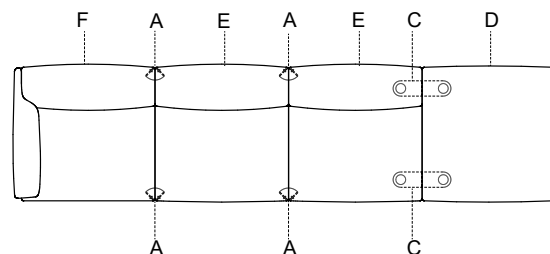
Composition 5

- E: Element without arms- SD5100-n°8
- A: Pair of intermediate connectors- SD5130-n°6
- C: Pair of floor connectors- SD5134-n°1



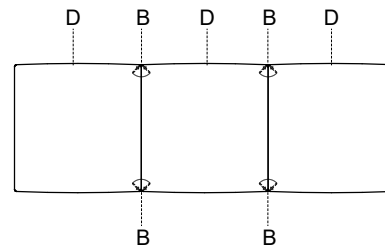
Composition 2 (option 1)

- F: Element with right arm- SD5110-n°1
- A: Pair of intermediate connectors- SD5130-n°2
- E: Element without arms- SD5100-n°2
- B: Pair of intermediate connectors- SD5132-n°1
- D: Ottoman- SD5190-n°1



Composition 2 (option 2)

- F: Element with right arm- SD5110-n°1
- A: Pair of intermediate connectors- SD5130-n°2
- E: Element without arms- SD5100-n°2
- C: Pair of floor connectors- SD5134-n°1
- D: Ottoman- SD5190-n°1



Composition 4

- D: Ottoman- SD5190-n°3
- B: Pair of intermediate connectors- SD5132-n°2



We recommend using the floor connectors to link linear compositions of 4 elements and more.