

INSTALLATION GUIDE

David Weeks for Tala Reflection Table Lamp

Responsibly designed in Brooklyn, for people everywhere

Thank you for making the switch to Tala.
Discover the full Tala family at tala.co.uk

BEFORE STARTING

Please read instructions thoroughly before installation and keep them for future reference. Please take extreme care when dealing with electrical equipment.

IMPORTANT

Bulb must be installed in fixture before turning on.

WARNING

Ensure power is turned OFF before inserting plug.

CARE AND CLEANING

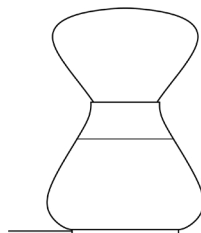
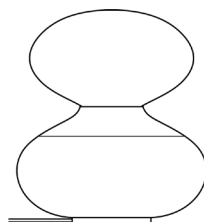
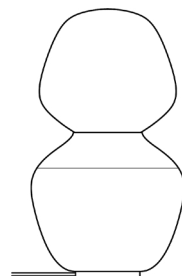
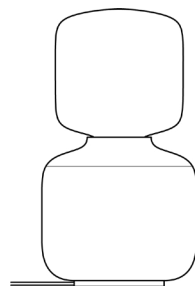
We recommend cleaning with a soft dry cloth. Do not use abrasive materials as these will damage the finish of the product.

WARRANTY AND AFTER-CARE

This product has a three-year warranty. If there appears to be a functional defect with the product during this time, please contact our team at customerservice@tala.co.uk. The external flexible cable or cord of this luminaire cannot be replaced; if the cord is damaged, the luminaire shall be destroyed.

SKU - DWS-ENNO-TBL-01-EU
SKU - DWS-NOMA-TBL-01-EU
SKU - DWS-ENNO-TBL-01-UK
SKU - DWS-NOMA-TBL-01-UK

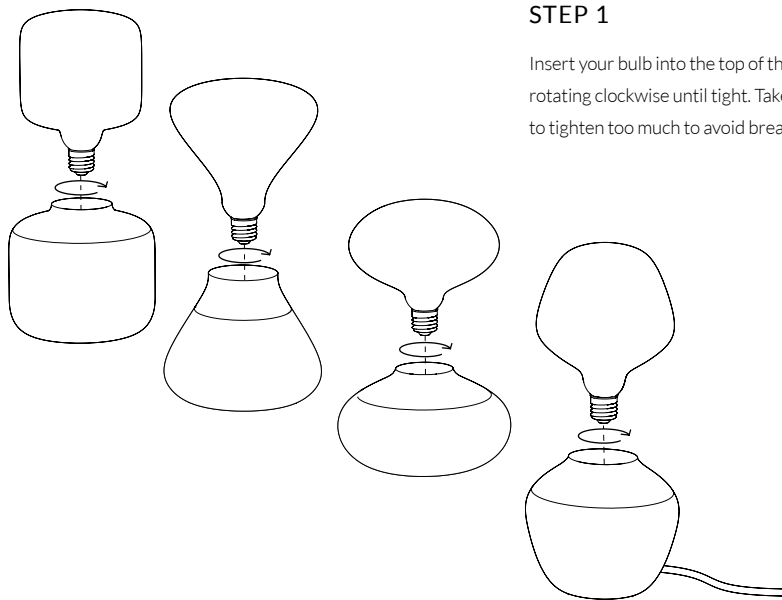
SKU - DWS-OBLO-TBL-01-EU
SKU - DWS-OVAL-TBL-01-EU
SKU - DWS-OBLO-TBL-01-UK
SKU - DWS-OVAL-TBL-01-UK



SKU - DWS-ENNO-TBL-01-EU
SKU - DWS-NOMA-TBL-01-EU
SKU - DWS-ENNO-TBL-01-UK
SKU - DWS-NOMA-TBL-01-UK

SKU - DWS-OBLO-TBL-01-EU
SKU - DWS-OVAL-TBL-01-EU
SKU - DWS-OBLO-TBL-01-UK
SKU - DWS-OVAL-TBL-01-UK



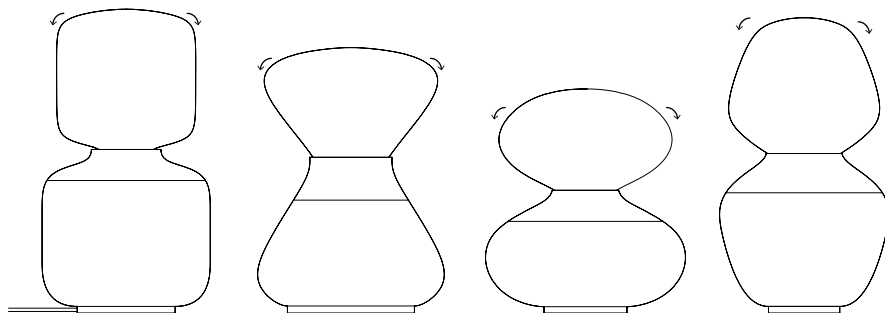


STEP 1

Insert your bulb into the top of the lamp, rotating clockwise until tight. Take care not to tighten too much to avoid breakage.

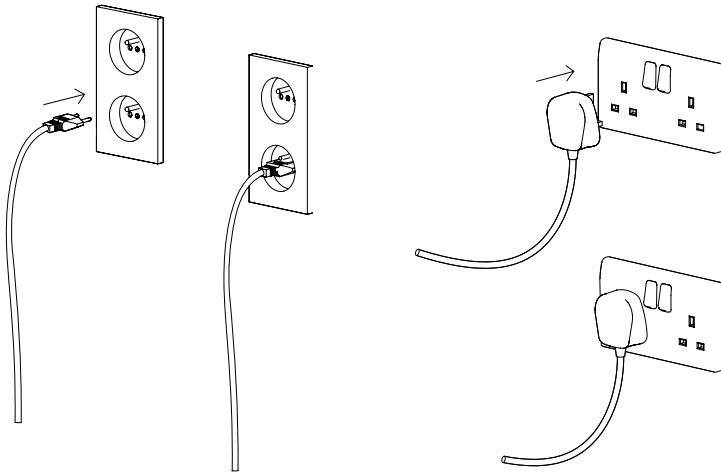
STEP 2

If necessary, carefully pivot the bulb within the base to perfectly align the two halves.



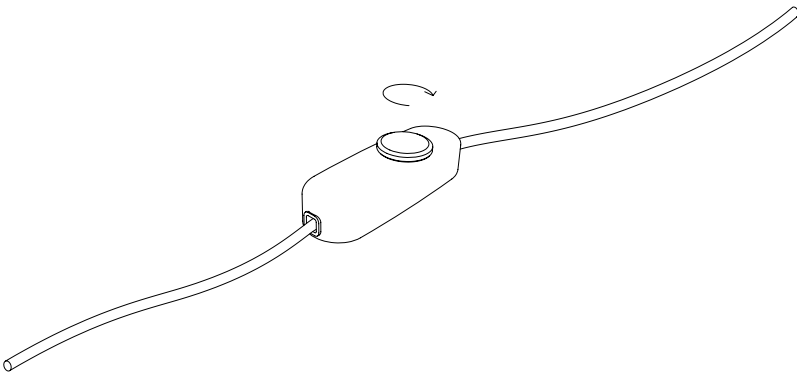
STEP 3

Insert the lamp plug into your chosen wall socket, making sure the power is switched off.



STEP 4

Switch the power on and rotate the dial on your dimmer until the bulb lights up. Adjust the dimmer for your desired light output.





The Reflection range is the first in a trilogy of design collaborations between Tala and the award-winning New York designer, David Weeks.

For more information on the collaboration, visit:
tala.co.uk/david-weeks-for-tala

Join the Community

Instagram: @tala | Facebook: talaHQ | Pinterest: TalaLED | Tag: lighttoliveby
Tala Studios, 25B Vyner Street, London E2 9DG | hello@tala.co.uk