

# NEMO

## ARA WALL

Ilaria Marelli

Wall lamps in die-casted and extruded aluminium. Body available in white, champagne or anthracite. Main body brushed or painted in white. It is adjustable (2x15°) to obtain a widespread direct and indirect light. Acid-etched Pyrex diffuser or opal metacrylate for the LED version. Suitable for installation on normally inflammable surfaces.



# NEMO

## ARA WALL

Ilaria Marelli

### 29 HALO

#### Lamping

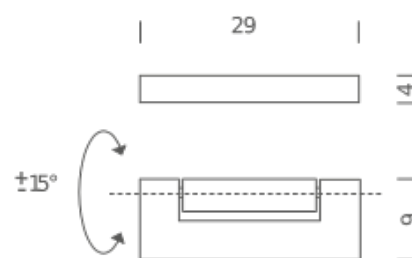
Source	R7s (114mm)
Total power	200W
Emission	double
Switching	dimnable
Tension	230V
Ip class	40
Materials	aluminium + glass
Notes	orientable diffuser

#### Codes

	Structure	Diffuser
ARA HDH 32	champagne/polished	
ARA HXH 32	anthracite/polished	
ARA HWH 32	white/polished	

#### Package 1

Dimensions	18x38x12
Gross weight	1.5 Kg



# NEMO

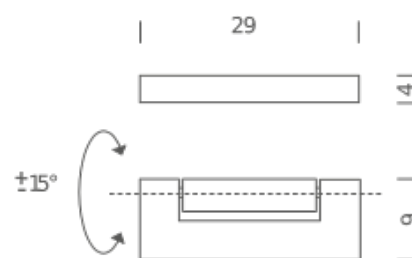
## ARA WALL

Ilaria Marelli

### 29 LED

#### Lamping

Source	2xLED board
Total power	2x10W
Emission	double
Tension	110/230V
Color temperature	3000K
Luminous flux	2 x 1000lm
Typ cri	83
Energy class	A+
Ip class	40
Materials	aluminium + PMMA
Notes	orientable diffuser



#### Codes

ARA LWW 34

#### Structure

white/white

#### Diffuser

ARA LWL 34

white/polished

ARA LXL 34

anthracite/polished

ARA LDL 34

champagne/polished

#### Package 1

Dimensions	18x38x12
Gross weight	1.5 Kg

# NEMO

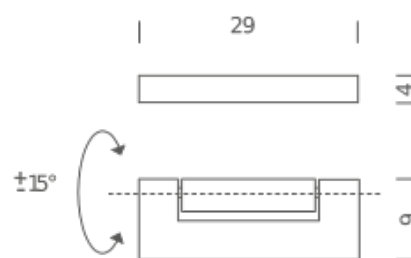
## ARA WALL

Ilaria Marelli

### 69 LED

#### Lamping

Source	2xLED board
Total power	2x16W
Emission	double
Switching	dimmable, DALI push
Tension	230V
Color temperature	3000K
Luminous flux	2 x 2100lm
Typ cri	83
Energy class	A+
Ip class	40
Materials	aluminium + PMMA
Notes	orientable diffuser



#### Codes

ARA LWW 32

#### Structure

white/white

#### Diffuser

ARA LWL 32

white/polished

ARA LXL 32

anthracite/polished

ARA LDL 32

champagne/polished

#### Package 1

Dimensions	18x38x12
Gross weight	1.5 Kg